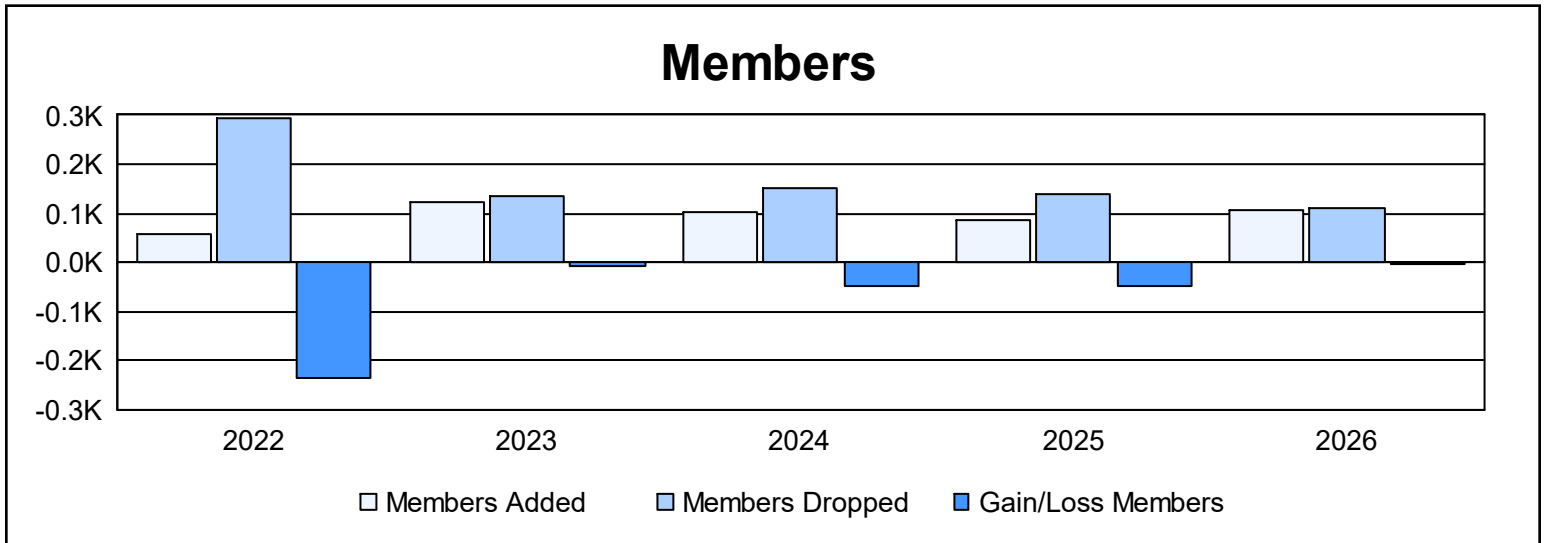
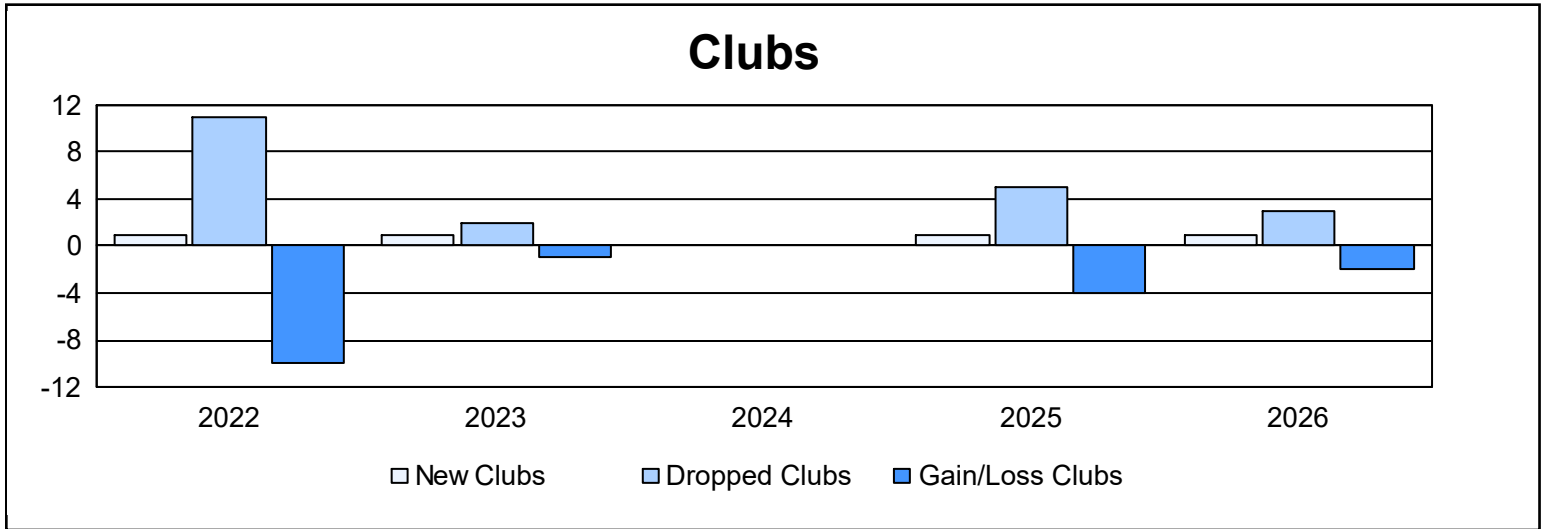
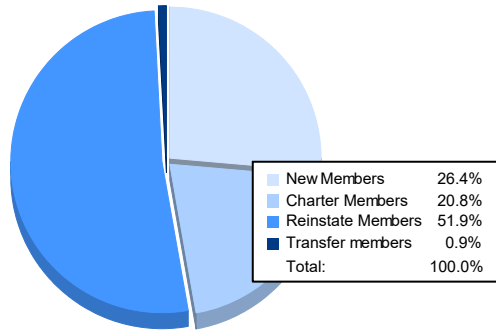


| Year | New Clubs | Dropped Clubs | Gain/ Loss Clubs | New Members | Charter Members | Reinstate Members | Transfer Members | Total Member Added | Total Members Dropped | Gain/ Loss Members |
|----------------|-----------|---------------|------------------|-------------|-----------------|-------------------|------------------|--------------------|-----------------------|--------------------|
| 2021-2022 | 1 | 11 | -10 | 33 | 22 | 0 | 1 | 56 | 292 | -236 |
| 2022-2023 | 1 | 2 | -1 | 59 | 42 | 20 | 3 | 124 | 133 | -9 |
| 2023-2024 | 0 | 0 | 0 | 50 | 12 | 39 | 2 | 103 | 152 | -49 |
| 2024-2025 | 1 | 5 | -4 | 54 | 26 | 8 | 0 | 88 | 137 | -49 |
| 2025-2026 | 1 | 3 | -2 | 28 | 22 | 55 | 1 | 106 | 110 | -4 |
| Average | 1 | 4 | -3 | 45 | 25 | 24 | 1 | 95 | 165 | -69 |



Membership Composition March 2026 Cumulative



Gender Composition March 2026 Cumulative

